

m MINNESOTA

BOARD OF ACCOUNTANCY



2018 **BIENNIAL** 2020 **REPORT**

SUBMITTED TO THE GOVERNOR AND THE MINNESOTA STATE LEGISLATURE IN
COMPLIANCE WITH MINNESOTA STATUTES SECTION 214.07.SUBDIVISION 1

CONTENTS

SECTION	PAGE
Executive Summary	3-5
Board Members.....	6-7
Meetings & Hours	6-7
Board Staff.....	8
Budget	9
Adopted and Proposed Board Rules.....	10
License and Permit Summary.....	11
Examination Statistics.....	12-13
Licensure Statistics	14-15
Certification by Examination	14
Licensure by Reciprocity	15
Certification by Grade Transfer	15
Enforcement.....	16-18
Allegations	16
Remedies	16
Public Orders Issued.....	17-18
Appendix:	
Detail of Examination and Licensure Statistics by State and by Each Year of the Biennium.....	19-23



EXECUTIVE SUMMARY



ABOUT THE BOARD

The Board was created April 22, 1909, to regulate the practice of public accounting. The Board is responsible for protecting Minnesota citizens and ensuring that persons engaged in the practice of public accounting meet and maintain the qualifications and standards necessary to competently practice the profession.

MISSION

The Board serves the public through the regulation, licensure, and enforcement of Minnesota laws, statutes, rules, and standards related to the practice of public accounting.

BOARD MEMBERSHIP

The full Board consists of 9 members appointed by the Governor to four-year terms.

- 7 Certified Public Accountants
- 2 Public Members

COMMITTEES

Committees facilitate the timely and efficient completion of the work before the Board. The following are standing committees:

- Executive Committee
- Exam and Credential
- Firm Credential and Peer Review
- Complaint Committee

Committees make recommendations to the full Board. All Board and Committee meetings, except Complaint Committee, are open to the

public. The meeting schedule is posted on the Board's website or can be obtained by contacting the Board office.

BUDGET

The Board collects application and licensure fees, which are deposited in the state's General Fund. Fees are set in statute to cover the Board's direct and indirect costs. The budget is comprised of appropriations from the General Fund.

ENFORCEMENT

The Board investigated and closed 1,057 cases alleging violations of the Board's statutes and rules and revoked 770 certificates (767 for failure to renew). A total of 1,044 new complaint cases were opened.

CPA CERTIFICATES

The Board evaluates the credentials of individuals for CPA certification to determine whether they meet the education, examination and experience requirements set forth in statute and rule. During the 2018-2020 biennium, the Board evaluated 1,050 applications for certification.

Board staff received and processed 250 verification requests from examinees and certificate holders. These Minnesota CPAs are typically applying for licensure or certification in another state. Their exam and license credentials must be verified and any disciplinary history reviewed. In addition, the

EXECUTIVE SUMMARY, CONTINUED



Board provided 55 letters of good standing to licensees. Prospective employers, professional societies, and other entities sometimes require such letters from licensees before making job offers or approving membership.

CPA FIRM PERMITS

The Board also evaluates applications for CPA firm permits.

Firm permits are issued to sole proprietors, partnerships, corporations, limited liability companies (LLCs) and limited liability partnerships (LLPs) who meet the statute and rule requirements. The Board evaluated 155 applications for firm permits during the biennium.

RENEWALS

All CPA certificates, Registered Accounting Practitioner (RAP), and firm permits expire annually on December 31.

In the current biennium, staff processed a total of 33,511 individual and 3,135 firm renewals.

YEAR	NUMBER RENEWED	
	Individuals (CPA and RAP)	Firms (CPA and RAP)
FY 2019	16,961	1,589
FY 2020	16,550	1,546

CONTINUING EDUCATION AUDITS

Each year, the Board audits a percentage of its licensees to determine if they are in compliance with the continuing education requirements. These individuals must submit supporting documentation for each of the courses and activities they reported.

Individuals not adhering to the continuing education requirements are subject to non-compliance fees for each month they are out of compliance and may be subject to disciplinary action.

OUTREACH

The Board's outreach program provides information to Minnesota citizens, legislators, other state agencies, schools, professional societies and the national council. The Board uses its website, email newsletter, and social media as further outreach channels.

RULE AND STATUTE CHANGES

In 2018, the Legislature passed changes to Minnesota Statute 326A that

- Allow enforcement against individuals within two years of their license expiration for rule/statute violations while licensed.
- Allow a CPA 55 years of age or older holding an Active or Inactive status license in good standing or who was granted exempt status by the Board would be allowed to request "retired" status if they declare they are retired in all jurisdictions from the practice of public accounting.

- Eliminate the Board portion (\$40) of Uniform CPA Examination fee for exam applicants, reducing a barrier to entry into the profession.
- Clarify the definition of “attest”

In January 2020, the Board adopted rule changes that better aligned Board requirements and procedures to those of licensure test administrators and removed various obsolete or unnecessary reporting requirements. These changes further reduced barriers to entry into the profession and licensure renewal without impacting public safety.

STRATEGIC PLANNING

The Board’s strategic plan addressed technological changes, changes in education and examination of licensee candidates, the changing needs of the public, enhanced enforcement/public protection, changes in the education and business environment impacting licensees and potential licensees, and issues of diversity and public accountability.

NATIONAL ORGANIZATIONS

The National Association of State Boards of Accountancy (NASBA) is dedicated to the advancement of public accounting and enhances the effectiveness of the state boards of accountancy. NASBA participates in the development of the professional examination used for licensure. Each examination question is developed and tested over several exam administrations in order to create valid and reliable, psychometrically defensible examinations should the states be challenged. NASBA also facilitates professional mobility and promotes uniformity of the U.S. licensure processes and helps protect the public health, safety and welfare by leading the regulation of the profession. Minnesota is a voting



member and active participant of NASBA which is made up of 55 licensing jurisdictions.

During the Biennium, Sharon Jensen, CPA, current Board Chair, was elected to serve as a Director-at-Large on the NASBA Board.

The American
Institute
of Certified
Public



Accountants (AICPA) is the national professional organization for CPAs. The AICPA participates in the development of the professional examinations used for licensure. The AICPA Code of Professional Conduct is incorporated by reference in the Board Statutes and Rules.

OPERATIONS UNDER COVID-19

During the period from February 2020 to the end of the biennium, the COVID-19 outbreak had numerous impacts on Board operations, including most significantly the cancellation by NASBA of all CPA examinations during that time frame.

The Board continued to meet, primarily remotely, and in accordance with pandemic requirements under Open Meeting Law (Chapter 13D) and Emergency Executive Orders. Board staff also continued to fulfill their duties, working in a hybrid remote/in-office model, in accordance with Emergency Executive Orders and the framework of the Preparedness Plan the Board submitted to Minnesota Management and Budget (MMB).

BOARD MEMBERS



In performing their duties, Board members spent a total of 2,031 hours. That total includes attendance at Board meetings, review of applicant credentials, enforcement, education, legislation, and representation of Minnesota on national committees.

NUMBER OF MEETINGS

Full Board: 16 Executive: 17
 Complaint: 16 Exam and Credentialing: 13
 Firm Credential and Peer Review: 13



SHARON JENSEN, CPA
BOARD CHAIR
 SAVAGE, MN

Appointed: 1/19/2010
Reappointed: 7/1/2018
Term Ends: 1/3/2022

CURRENT COMMITTEES:

- Executive (Chair)
- Firm Credential and Peer Review

Total Hours: 671.25



CHARLES SELCER, CPA
BOARD VICE CHAIR
 MINNEAPOLIS, MN

Appointed: 3/17/2015
Reappointed: 7/2/2019
Term Ends: 1/2/2023

CURRENT COMMITTEES:

- Executive
- Complaint
- Examination and Credentialing

Total Hours: 130



CHAS MCELROY, CPA
**BOARD SECRETARY/
 TREASURER**

ST. LOUIS PARK, MN
Appointed: 7/1/2018
Term Ends: 1/4/2021

CURRENT COMMITTEES:

- Executive
- Complaint
- Firm Credential and Peer Review

Total Hours: 275.5



AMANDA GUANZINI, CPA

LINO LAKES, MN

Appointed: 6/24/2020

Term Ends: 1/1/2024

CURRENT COMMITTEES:

- Firm Credential and Peer Review

Total Hours: 2.75

Replaced: Chris Omdahl, CPA
(74.25 hours)



GREGORY STEINER, CPA

WHITE BEAR LAKE, MN

Appointed: 6/1/2011

Reappointed: 7/2/2019

Term Ends: 1/2/2023

CURRENT COMMITTEES:

- Complaint (Chair)
- Examination and Credentialing

Total Hours: 323.5



LANCE RADZIEJ, CPA

CHASKA, MN

Appointed: 6/29/2016

Reappointed: 7/6/2020

Term Ends: 1/1/2024

CURRENT COMMITTEES:

- Examination and Credentialing

Total Hours: 165.25



GODSON SOWAH, CPA

ST. LOUIS PARK, MN

Appointed: 6/18/2017

Reappointed: 7/6/2020

Term Ends: 1/1/2024

CURRENT COMMITTEES:

- Examination and Credentialing (Chair)

Total Hours: 185



**SCOTT VAN BINSBERGEN,
PUBLIC MEMBER**

MONTEVIDEO, MN

Appointed: 10/11/2010

Reappointed: 1/2/2019

Term Ends: 1/2/2023

CURRENT COMMITTEES:

- Firm Credential and Peer Review (Chair)

Total Hours: 54.5



**ALAN WILENSKY,
PUBLIC MEMBER**

MINNEAPOLIS, MN

Appointed: 3/17/2015

Reappointed: 7/1/2019

Term Ends: 1/2/2023

CURRENT COMMITTEES:

- Examination and Credentialing

Total Hours: 149

BOARD STAFF



When fully staffed, the Board's Executive Director leads five full-time employees, who handle applications for individual licensure and firm permits, issue initial licenses and permits, investigate complaints, and interface daily with the public.

In addition to this work, staff also process individual license and firm renewals. In this biennium, staff renewed an average of 16,807 individual licenses and 1,633 firm permits each year.

INDIVIDUALS EMPLOYED IN THE BIENNIUM

NAME	JOB CLASSIFICATION	STATUS	START DATE	END DATE
Eschbach, Jamie	State Program Administrator - Intermediate	FT	5/18/2020	
Johnson, Doreen	Executive Director	PT	4/1/2004	
Nordin, J'Nell	Office and Administrative Specialist - Intermediate	FT	12/1/2017	
Oehrlein, Vicky	Office and Administrative Specialist - Intermediate	FT	8/22/2003	
Salmela, Holly	State Program Administrator	FT	8/10/2012	
VACANT	Information Officer 3	FT		
FORMER STAFF				
Datko, Sara	State Program Administrator - Intermediate	FT	3/16/2015	11/1/2019
Moua, Crystal	Student Worker	Temp	3/11/2020	3/27/2020
Weiss, Kay	Information Officer 3	FT	2/4/2015	9/9/2019

BUDGET



The Board generates non-dedicated revenue from application fees, license fees and fines for the state's General Fund. The fees are set by statute to cover all direct and indirect costs for the Board. In order to conduct business, the Board receives appropriations from the state's General Fund.

FISCAL YEAR 2019

Appropriations: \$649,000
Revenue: \$1,834,874

FISCAL YEAR 2020

Appropriations: \$694,000
Revenue: \$1,719,772

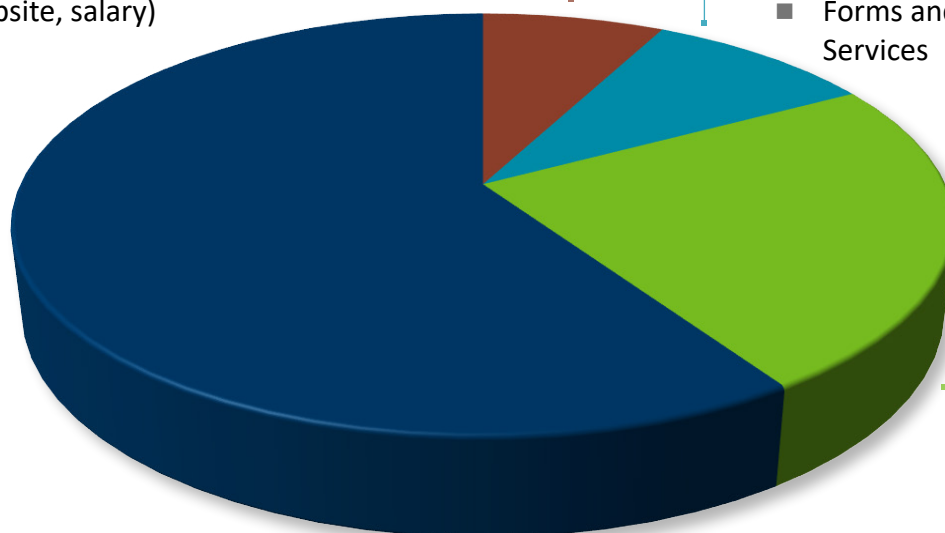
EXPENDITURES BY BUDGET TYPE

Outreach/Education: 7.50%

- Licensee outreach
- Student outreach
- Communications (newsletters, website, salary)

Credentialing: 9.42%

- National Council membership
- Board member per diems
- Forms and Online Services



Administration: 59.23%

- Non-allocated staff salaries
- Office space
- Supplies and Equipment
- Other costs

Enforcement: 23.85%

- Enforcement salaries
- Rule modifications

ADOPTED AND PROPOSED BOARD RULES



The Board adopted one rule package during the biennium: R-4582 Examination and Housekeeping. The Notice of Adoption was published in the State Register (44 SR 763), and the rules were effective January 6, 2020.

https://mn.gov/admin/assets/SR44_27%20-%20Accessible_tcm36-414541.pdf

EXAMINATION REQUIREMENTS

The National Association of State Boards of Accountancy has updated its examination policies to eliminate examination windows and allow applicants who fail an examination section to retake the examination whenever they choose. The rule changes allow for maximum flexibility to the regulated parties and to the Board by allowing exam candidates to take advantage of changes to examination policies.

Additionally, the American Institute of Certified Public Accountants (“AICPA”) owns the examination on professional ethics required by the Board for licensure. The Board’s rules previously stated that a grade of 75% correct is required to successfully complete the exam. However, the passing score required by the AICPA is 90%. The rule changes correctly identify the passing score and eliminate confusion for applicants.

CHANGES OF ADDRESS

The first modification to this rule eliminated the requirement for licensees and registrants to provide the Board with a facsimile number, an outdated technology that the Board does use to communicate with its licensees or registrants. Therefore, it was unnecessary for the Board to collect this information.

The second modification clarified that licensees or registrants must provide a physical, not merely a post office box address, so that various documents, including but not limited to final orders, may be served. Participants in the address confidentiality program established under Minnesota Statutes, chapter 5B are exempt.

Third, the requirement that individuals granted exempt status (they no longer hold their Minnesota license) notify the Board of address changes has been removed. As the Board has no need to contact individuals once they are in exempt status, the requirement was unnecessary.

NON-CPA FIRM OWNERS

The revised rule eliminated the requirement that individual non-CPA owners state their percent ownership in the firm each year. As the firm itself must already affirm at the time of permit renewal that they are majority CPA owned, requiring individual CPA owners to state their specific ownership percentage was both redundant and unnecessary.

Finally, the rule changes eliminated obsolete, unnecessary, or duplicative rule language.

LICENSE AND PERMIT SUMMARY



INITIAL APPLICATIONS

During the biennium, the Board issued 1,050 new individual licenses and 155 new firm permits.

Business days from “Completed Application Received” to “License Issued”: **12.1**

Business days from “Completed Application Received” to “Permit Issued”: **16.0**

RENEWALS

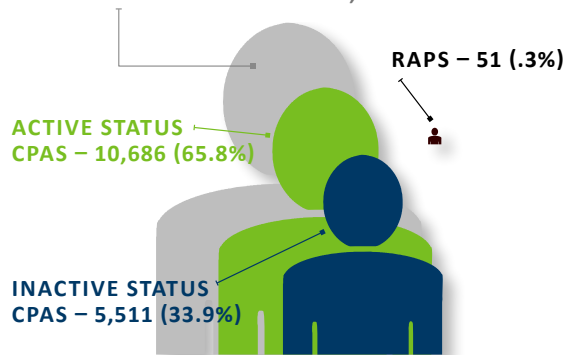
Additionally, the Board renewed an average of 1,568 firm permits and 16,756 individual licenses and registrations each year of the biennium.

Business days from “Online Renewal Received**” to “License/Permit Renewed”: **1.2**

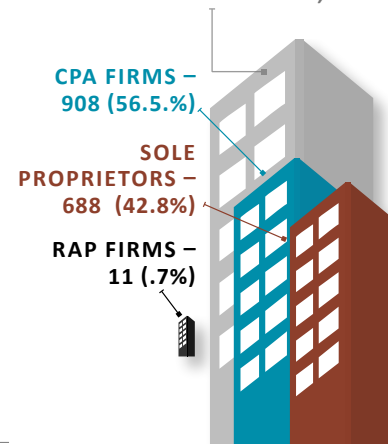
**Active, Inactive, and Sole Proprietors who elect/are eligible to renew online. 89.1% of all renewals are processed online.

As of the end of the biennium, June 30, 2020, a total of 16,807 individuals held CPA certificates or RAP registrations and 1,633 CPA and RAP firms held firm permits. The figures below graphically represent the comparable size of the licensee/registrant categories and the firm categories. Gender and age breakdowns of licensees are also provided.

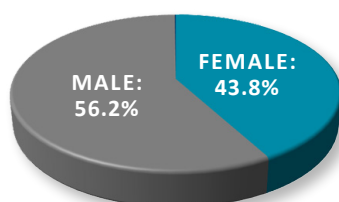
TOTAL LICENSEES – 16,248



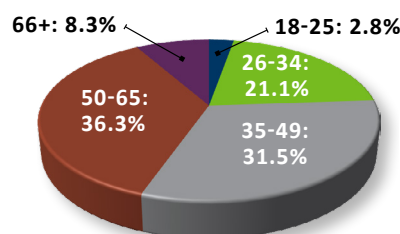
TOTAL FIRMS – 1,607



LICENSEE GENDER



LICENSEE AGE



EXAMINATION STATISTICS



Those seeking CPA licensure apply to the Board following successful completion of all four sections of the Uniform Certified Public Accountant Examination (the “CPA exam”).

Summary statistics regarding the performance of examinees based on residency, age, and gender are provided below. Detailed statistics by state and by year are provided in the appendix. In March 2020 until the end of the biennium, examinations were canceled by NASBA due to COVID-19.



SUMMARY STATISTICS

CPA examinees must retake any section of the Exam for which they do not receive a passing grade. During the biennium, a total of 6,152 sections of the CPA exam were taken by those who sat for the exam as a “Minnesota candidate.” Of these, 5,605 were taken by Minnesota residents and 547 were taken by non-Minnesota residents (526 from other U.S. states; 21 from foreign countries).

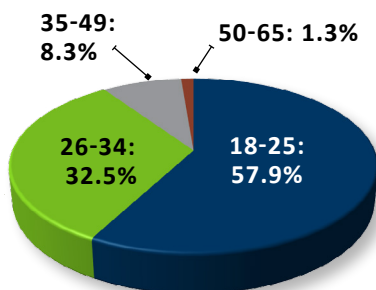
PASS RATES

- All residencies: **56.9%** (3,501/6,152)
- Minnesota only: **57.2%** (3,206/5,605)
- Non-Minnesota: **53.9%** (295/547)
- Females: **61.5%** (1,356/2,206)
- Male: **54.4%** (2,145/3,946)

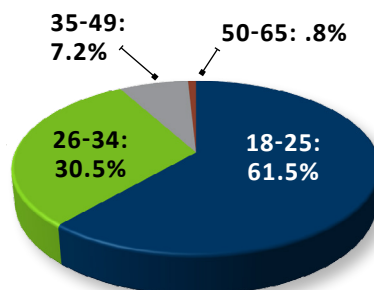
See Gender and Age graphs for more breakdowns.

EXAM SECTIONS, BY AGE

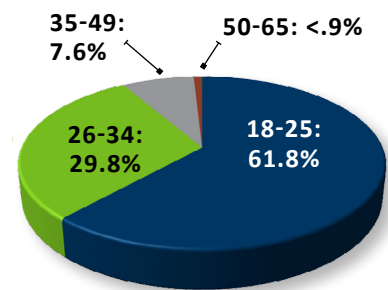
% SECTIONS TAKEN,
ALL RESIDENCIES



% SECTIONS PASSED,
ALL RESIDENCIES

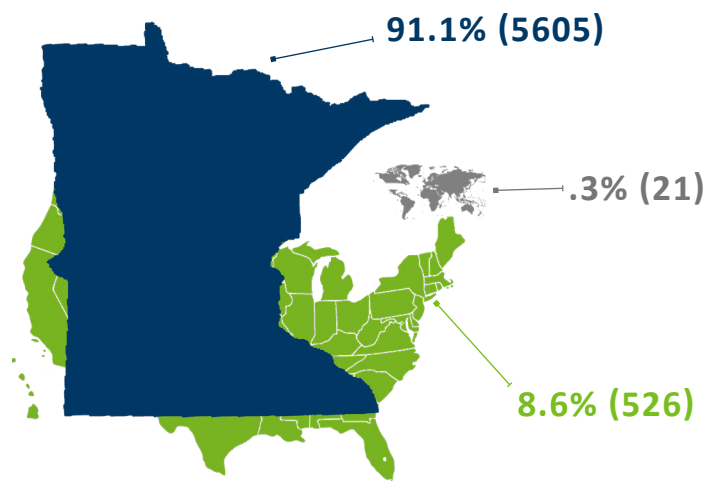


% SECTIONS PASSED,
MINNESOTA RESIDENTS



EXAM SECTIONS TAKEN, BY RESIDENCY

(MINNESOTA, OTHER U.S., FOREIGN)



AZ..... 3	IL..... 66	ND..... 35	VA..... 6
CA..... 34	IN..... 5	NE..... 20	WA..... 4
CO..... 27	MI..... 7	NJ..... 17	WI.....189
CT..... 1	MN5,605	NY..... 12	non-US... 21
FL..... 4	MO..... 9	SD..... 10	
GA..... 2	MT..... 13	TN..... 4	5-state area including MN: 5,878 (95.5%)
IA..... 39	NC..... 1	TX..... 18	

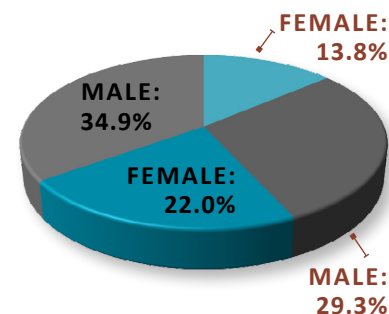
EXAMINATION STATISTIC DETAILS

RESIDENCY AND GENDER		EXAM RESULT	AGE				BIENNIUM TOTAL (%) SECTIONS	
			18-25	26-34	35-49	50-65		
MN	Female	Pass	804	322	112	12	1250	20%
		Fail	346	303	89	16	754	12%
	Male	Pass	1177	633	130	16	1956	32%
		Fail	927	529	159	30	1645	27%
NON-MN	Female	Pass	69	36		1	106	2%
		Fail	51	41	1	3	96	<2%
	Male	Pass	102	76	11		189	3%
		Fail	85	63	7	1	156	3%
AGE TOTAL			3561	2003	509	79	6152	
AS %			58%	33%	8%	1%		

GENDER PASS RATES

% ALL RESIDENCIES

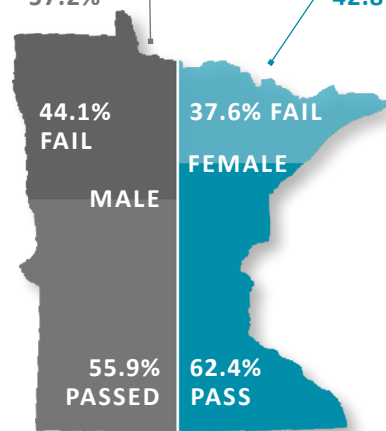
ALL GENDERS, PASSED: 56.9% FAILED: 43.1%



% MINNESOTA

% SECTIONS, MN MALE: 57.2%

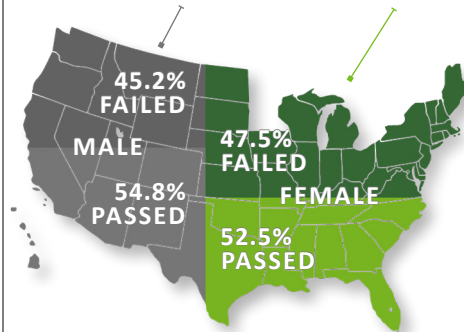
% SECTIONS, MN FEMALE: 42.8%



% NON-MINNESOTA

% SECTIONS, NON-MN MALE: 36.9%

% SECTIONS, NON-MN FEMALE: 63.1%



CERTIFICATION STATISTICS



Individuals may become licensed in Minnesota as an Examination Applicant, a Reciprocal Applicant, or a Grade Transfer Applicant. 1,050 applicants, 951 of whom provided Minnesota addresses at the time of application, were licensed by one of these means during the biennium. Summary statistics for each application type are provided below. Detailed statistics by state and by year are provided in the appendix.

EXAMINATION LICENSURE APPLICANTS SUMMARY

During the biennium 800 individuals were issued a CPA license in Minnesota by sitting for and successfully completing the Uniform CPA Examination as a Minnesota candidate and meeting the remaining education, experience, and ethics training requirements for licensure in Minnesota.

Applications Received:

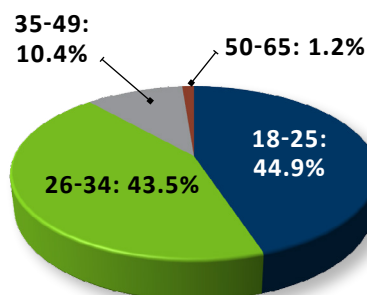
■ **800** (744 MN)

Applications Approved:

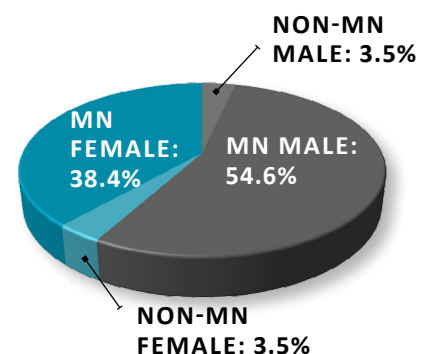
■ **800**

RESIDENCY & GENDER		AGE					BIENNIUM TOTAL
		18-25	26-34	35-49	50-65	66+	
MN	Female	168	96	39	4		307
	Male	171	219	42	5		437
NON-MN	Female	13	14		1		28
	Male	7	19	2			28
AGE TOTAL		359	348	83	10	--	800

% BY AGE



% BY GENDER & RESIDENCY



RECIPROCAL LICENSURE APPLICANTS SUMMARY

Individuals applying for a CPA certificate in Minnesota through reciprocity hold a valid CPA certificate in another jurisdiction. Applicants must show completion of the education, examination and experience requirements before a certificate is issued.

Applications Received:

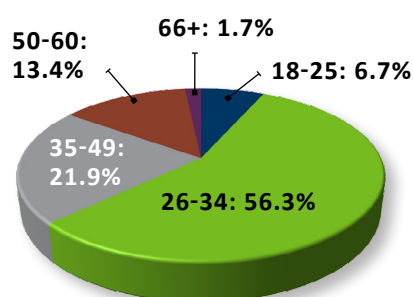
■ **119** (94 MN)

Applications Approved:

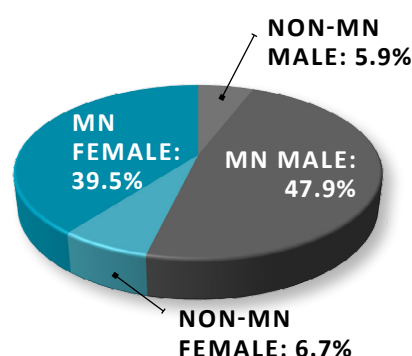
■ **119**

RESIDENCY & GENDER		AGE					BIENNIUM TOTAL
		18-25	26-34	35-49	50-65	66+	
MN	Female	6	28	8	4	1	47
	Male	2	35	12	7	1	57
NON-MN	Female		2	3	3		8
	Male		2	3	2		7
AGE TOTAL		8	67	26	16	2	119

% BY AGE



% BY GENDER & RESIDENCY



GRADE TRANSFER APPLICANTS SUMMARY

Individuals applying for a CPA certificate in Minnesota through grade transfer have completed their examinations in another jurisdiction, but have not yet been certified in that state. Applicants must show completion of the education, examination and experience requirements before a certificate is issued.

Applications Received:

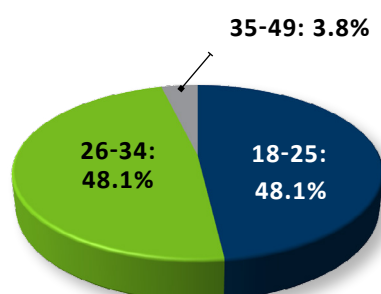
■ **131** (103 MN)

Applications Approved:

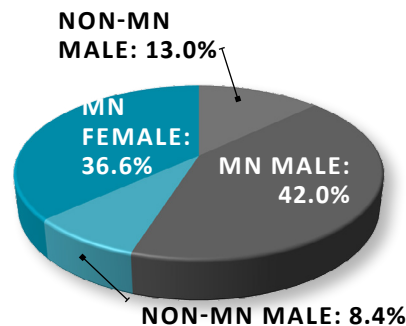
■ **131**

RESIDENCY & GENDER		AGE					BIENNIUM TOTAL
		18-25	26-34	35-49	50-65	66+	
MN	Female	26	20	2			48
	Male	25	29	1			55
NON-MN	Female	6	4	1			11
	Male	6	10	1			17
AGE TOTAL		63	63	5	---	---	131

% BY AGE



% BY GENDER & RESIDENCY



ENFORCEMENT



The Board enforces its statutes and rules through its investigation process. Upon receipt of a complaint, the Board begins its investigation. If the Complaint Committee finds that a violation has occurred, it makes a recommendation to the Board for disciplinary action.

Complaint cases opened:¹ 1,044
Complaint cases resolved:¹ 1,057

¹ A single complaint case may have multiple allegations and/or resolutions, and a case may be opened in one biennium and closed in another. The allegations below are for all cases **opened** during the biennium. The resolutions below (at right) are for all cases **closed** during the biennium.

Automatic Revocations:² 767
Revocation Resolved:² 90

² Automatic revocation is required by statute when an individual fails to renew for two years. An automatic revocation is said to be resolved if the individual seeks reinstatement and agrees to remedies put forth by the Board, which may include reprimand and a civil penalty. These resolutions (and the original allegation) are not included below.

ALLEGATIONS

NUMBER
RECEIVED

Conduct Reflecting Adversely.....	18
Criminal Charges: Fraud, Bribery, Theft, Swindle.....	2
Failure to Comply with CPE Requirement.....	31
Failure to File Individual Taxes.....	1
Failure to Renew Individual Certificate.....	927
Failure to Reply to Board Communications	9
Firm Name Issue.....	3
Holding Client Records	3
Holding Out as Licensed	5
Negligent Conduct Relating to Services.....	10
No Firm Permit	1
Non-Compliance with Peer Review Requirement	2
Outstanding Tax Liability - MNDOR	1
Practice Monitoring Problem	10
Practicing without a Firm Permit.....	7
Practicing without a License	1
Right to Practice Denied or Revoked	4
Short CPE.....	20
Substandard Tax Work.....	19
Substandard Work.....	17
Unprofessional Conduct	23

RESOLUTIONS

NUMBER
RECEIVED


Additional CPE	32
Back Fees Paid	97
Cease & Desist Order.....	3
Certificate Censured & Reprimanded	130
Certificate Expired	1
Certificate Revoked.....	767
Certificate Suspended	5
Civil Penalty	148
Complaint Withdrawn	1
Corrective Action Taken.....	25
CPE Requirement Met	25
Firm Permit Censured and Reprimanded	14
No Authorization to Release Complaint	5
No Jurisdiction.....	14
No Response - File Closed	30
No Violation.....	17
Other Legal Remedies Available	2
Peer Review Requirement Met	1
Permit Censured & Reprimanded.....	2
Private Warning Letter.....	1
Reinstated.....	92
Require Practice Monitoring	8
SCO Signed	110
Settlement Agreement C&D Order Signed	1
Unable to Substantiate	9

PUBLIC ORDERS ISSUED

During the biennium, the Board issued³ 123 public orders against individuals and firms. This total does not include the automatic revocation orders issued during that period for failure to renew.

The Board has statutory authority to assess a civil penalty of up to \$5,000 per violation. Civil penalties assessed (by issuance of a signed public order) totaled \$116,095 in the 2018-2020 biennium.

³ Note that cases are not closed until penalties are received and any other required actions by the respondent are completed. Also, multiple cases may be covered in a single order. Therefore, orders issued during the biennium do not necessarily equal orders or cases closed.



KEY TO ABBREVIATIONS

SCO = Stipulation and Consent Order | CDO = Cease and Desist Order | SA = Settlement Agreement

LICENSE TYPE	ACTION	REASON	STATUS CHANGE	CIVIL PENALTY
CPA	SCO	Conduct Reflecting Adversely Right to Practice Denied or Revoked Substandard Tax Work Unprofessional Conduct	Suspension	\$5,000
CPA	SCO	Conduct Reflecting Adversely Unprofessional Conduct	Censure and Reprimand	\$1,000
CPA	SCO	Failure to Comply with CPE Requirement	Censure and Reprimand	\$500
CPA	SCO	Failure to Comply with CPE Requirement	Censure and Reprimand	\$500
CPA	SCO	Failure to Comply with CPE Requirement	Censure and Reprimand	\$750
CPA	SCO	Failure to Comply with CPE Requirement	Censure and Reprimand	\$1,000
CPA	SCO	Failure to Comply with CPE Requirement Failure to Reply to Board Communications	Censure and Reprimand	\$250
CPA	SCO	Failure to Comply with CPE Requirement Failure to Reply to Board Communications	Censure and Reprimand	\$1,000
CPA	SCO	Failure to Comply with CPE Requirement Failure to Reply to Board Communications	Censure and Reprimand	\$1,500
CPA	SCO	Failure to Comply with CPE Requirement Short CPE	Censure and Reprimand	\$250
CPA	SCO	Failure to Comply with CPE Requirement Short CPE	Censure and Reprimand	\$250
CPA	SCO	Failure to Comply with CPE Requirement Short CPE	Censure and Reprimand	\$250
CPA	SCO	Failure to Comply with CPE Requirement Short CPE	Censure and Reprimand	\$250
CPA	SCO	Failure to Comply with CPE Requirement Short CPE	Censure and Reprimand	\$350
CPA	SCO	Failure to Comply with CPE Requirement Short CPE	Censure and Reprimand	\$500
CPA	SCO	Failure to Comply with CPE Requirement Short CPE	Censure and Reprimand	\$500
CPA	SCO	Failure to Comply with CPE Requirement Short CPE	Censure and Reprimand	\$500
CPA	SCO	Failure to Comply with CPE Requirement Short CPE	Censure and Reprimand	\$500

PUBLIC ORDERS ISSUED, continued

LICENSE TYPE	ACTION	REASON	STATUS CHANGE	CIVIL PENALTY
CPA	SCO	Failure to Comply with CPE Requirement Short CPE	Censure and Reprimand	\$500
CPA	SCO	Failure to Comply with CPE Requirement Short CPE	Censure and Reprimand	\$500
CPA	SCO	Failure to Comply with CPE Requirement Short CPE	Censure and Reprimand	\$500
CPA	SCO	Failure to Comply with CPE Requirement Short CPE	Censure and Reprimand	\$500
CPA	SCO	Failure to Comply with CPE Requirement Short CPE	Censure and Reprimand	\$500
CPA	SCO	Failure to Comply with CPE Requirement Short CPE	Censure and Reprimand	\$500
CPA	SCO	Failure to Comply with CPE Requirement Short CPE	Censure and Reprimand	\$500
CPA	SCO	Failure to Comply with CPE Requirement Short CPE	Censure and Reprimand	\$750
CPA	SCO	Failure to Comply with CPE Requirement Short CPE	Censure and Reprimand	\$750
CPA	SCO	Failure to Comply with CPE Requirement Short CPE	Censure and Reprimand	\$750
CPA, Firm	Order Granting Summary Disposition	Holding Client Records	Suspension	\$4,000
Firm	SCO	Holding Out as Licensed Practicing without a Firm Permit	Censure and Reprimand	\$500
Firm	SCO	Negligent Conduct Relating to Services Right to Practice Denied or Revoked	Censure and Reprimand	\$5,000
CPA	SCO	Negligent Conduct Relating to Services Right to Practice Denied or Revoked	Censure and Reprimand	\$5,000
CPA	SCO	Negligent Conduct Relating to Services Right to Practice Denied or Revoked	Censure and Reprimand	\$5,000
Firm	SCO	Non-Compliance with Peer Review Requirement	Censure and Reprimand	
Firm	SCO	Non-Compliance with Peer Review Requirement	Censure and Reprimand	\$1,000
Firm	SCO	Non-Compliance with Peer Review Requirement	Censure and Reprimand	\$5,000
Firm	SCO	Non-Compliance with Peer Review Requirement Substandard Work	Censure and Reprimand	\$1,000
Firm	SCO	Practice Monitoring Problem	Censure and Reprimand	\$1,000
Firm	SCO	Practice Monitoring Problem	Censure and Reprimand	\$500
Unlicensed	SA & CDO	Practicing without a Firm Permit	N/A	\$2,000
NonCPA Firm Owner	SA & CDO	Practicing without a License	N/A	\$10,000
CPA	SCO	Right to Practice Denied or Revoked Substandard Work	Censure and Reprimand	\$5,000
Firm	SCO	Substandard Work	Censure and Reprimand	\$16,000
CPA	Order	Terms of Prior Order Met: Outstanding Tax Liability- MNDOR	Reinstatement	
CPA	Order	Terms of Prior Order Met: Right to Practice Denied or Revoked	Reinstatement	
CPA (78 orders)	Order	Terms of Prior Order Met: Failure to Renew	Reinstatement	\$34,495

APPENDIX

The following is additional detail of statistics presented in summary elsewhere in this report.



CPA EXAMINATION SECTIONS TAKEN FISCAL YEAR 2019

RESIDENCE	AGE				GENDER		Exam Result		STATE TOTAL
	18-25	26-34	35-49	50-65	Female	Male	Failed	Passed	
AZ	3				3			3	3
CA	1	11			12		12		25
	2					2	2		
	3	8			11			11	
CO	4	3			7		7		19
	1	1				2	2		
	1				1			1	
	6	3				9		9	
CT				1		1	1		1
FL		3				3		3	3
GA		2				2		2	2
IA		1			1		1		15
	3	6				9	9		
	3	2				5		5	
IL	1				1		1		32
	6	3				9	9		
	3				3			3	
	8	11				19		19	
MI		3				3	3		4
		1				1		1	
MN	203	184	52	9	448		448		2985
	431	300	90	17		838	838		
	432	188	66	5	691			691	
	536	385	82	5		1008		1008	
MO		3				3	3		8
	2				2			2	
		3				3		3	

RESIDENCE	AGE				GENDER		Exam Result		STATE TOTAL
	18-25	26-34	35-49	50-65	Female	Male	Failed	Passed	
MT	1	2				3		3	3
NC	1				1			1	1
ND		4			4		4		20
		5	2			7	7		
		1			1			1	
NE	1	5	2			8		8	9
	9					9	9		
NJ		9			9		9		16
		7				7	7		
NY		1	2			3	3		10
		4			4			4	
SD		2	1			3		3	3
	3					3		3	
TX	1				1		1		10
		2				2	2		
	4				4			4	
VA		3				3		3	4
		2			2		2		
WA		2			2			2	2
		2			2			2	
WI	25			2	27		27		90
	17	17				34	34		
	11			1	12			12	
	6	10	1			17		17	
non-US		6			6		6		19
	2	11			13			13	
Total	1730	1216	298	40	1268	2016	1447	1837	3284

CPA EXAMINATION SECTIONS TAKEN FISCAL YEAR 2020

RESIDENCE	AGE				GENDER		Exam Result		STATE TOTAL
	18-25	26-34	35-49	50-65	Female	Male	Failed	Passed	
CA		2			2		2		2
	1	2			3			3	3
	4					4		4	4
CO	2	1			3		3		3
	2				2			2	2
	2	1				3		3	3
FL				1	1		1		1
IA	2				2		2		2
	1	2			3			3	3
	5	2				7	7		7
	6	6				12		12	12
IL	5				5			5	5
	6	2				8	8		8
	17	4				21		21	21
IN	3					3	3		3
	2					2		2	2
MI		1				1	1		1
		2				2		2	2
MN	143	119	37	7	306		306		2620
	372	134	46	7	559			559	
	496	229	69	13		807	807		
	641	248	48	11		948		948	

RESIDENCE	AGE				GENDER		Exam Result		STATE TOTAL
	18-25	26-34	35-49	50-65	Female	Male	Failed	Passed	
MO	1				1		1		1
MT	2	1				3	3		3
	7					7		7	7
ND		2			2		2		2
	4	3	1			8	8		8
		3	2			5		5	5
NE	8	1				9	9		9
	2					2		2	2
NJ		1				1	1		1
NY			1			1	1		1
			1			1		1	1
SD	7				7			7	7
TN	1					1	1		1
	3					3		3	3
TX	1				1		1		1
	2				2			2	2
	4	1				5		5	5
VA		2			2			2	2
WA		2			2			2	2
WI	13		1		14		14		14
	21				21			21	21
	17	4	1			22	22		22
	26	12	4			42		42	42
non-US	1					1	1		1
	1					1		1	1
Total	1831	787	211	39	938	1930	1204	1664	2868

CERTIFICATES ISSUED BY EXAMINATION

FISCAL YEAR 2019

RESIDENCE	AGE				GENDER		STATE TOTAL
	18-25	26-34	35-49	50-65	Female	Male	
AZ	2				2		2
CO		1				1	1
DC	1					1	1
GA		2				2	2
IA	2				2		2
ID		1			1		2
		1				1	
IL		1			1		3
		2				2	
MA		1			1		1
MI		1			1		2
		1				1	
MN	53	60	27	4	144		376
	65	139	25	3		232	
MT		1				1	1
NE	1					1	1
NY	1					1	1
SC	1				1		1
SD		1				1	1
VA	1				1		1
WA		1				1	1
WI	1	1		1	3		5
		2				2	
non-US	1	2			3		3
Total	129	218	52	8	160	247	407

FISCAL YEAR 2020

RESIDENCE	AGE				GENDER		STATE TOTAL
	18-25	26-34	35-49	50-65	Female	Male	
CA		3			3		3
CO	1					1	1
FL		1				1	1
IA		1				1	1
IL	2	1				3	3
MA		1			1		1
MN	115	36	12		163		368
	106	80	17	2		205	
MO	1				1		1
ND			1			1	1
NM		1			1		1
NY		1			1		1
SD	1					1	1
TN		1				1	1
TX	1				1		2
		1				1	
VA		1			1		1
WI	2				2		5
		2	1			3	
non-US	1				1		1
Total	230	130	31	2	175	218	393

CERTIFICATES ISSUED BY EXAMINATION

COMPARATIVE, FY 2019 AND FY 2020

RESIDENCY & GENDER		AGE								TOTAL BY FISCAL YEAR		BIENNIUM TOTAL	AS %
		18-25		26-34		35-49		50-65					
		FISCAL YEAR											
		FY19	FY20	FY19	FY20	FY19	FY20	FY19	FY20	FY19	FY20		
MN	Female	53	115	60	36	27	12	4		144	163	307	38.4%
	Male	65	106	139	80	25	17	3	2	232	205	437	54.6%
NON-MN	Female	8	5	7	7			1		16	12	28	3.5%
	Male	3	4	12	7		2			15	13	28	3.5%
TOTAL BY AGE		129	230	218	130	52	31	8	2	407	393	800	
AS %		16.1%	28.8%	27.3%	16.3%	6.50%	3.9%	1.0%	<1%	50.9%	49.1%		

CERTIFICATES ISSUED BY RECIPROCITY

BIENNIUM

RESIDENCE	AGE					GENDER		State Total
	18-25	26-34	35-49	50-65	66+	Female	Male	
GA				1			1	1
IA		1	1	1		3		3
IL			1			1		2
			1				1	
MI		1				1		1
MN	6	28	8	4	1	47		104
	2	35	12	7	1		57	
NC			1	1		2		2
ND				1		1		1
NY				1			1	1
PA			1				1	1
TX		1					1	1
WA		1					1	1
WI			1				1	1
Total	8	67	26	16	2	55	64	119

CERTIFICATES ISSUED BY GRADE TRANSFER

BIENNIUM

RESIDENCE	AGE					GENDER		State Total
	18-25	26-34	35-49	50-65	66+	Female	Male	
CA	1						1	1
DC	1					1		1
FL		2				2		2
IA	1					1		2
	1						1	
IL	2					2		4
		2					2	
IN	1						1	1
LA		1					1	1
MI		3					3	3
MN	26	20	2			48		103
	25	29	1				55	
MO	1					1	F	1
ND	1	1					2	2
NY	1						1	1
TX		1				1		2
			1				1	
UT	1						1	1
WI	1	1	1			3		6
		3					3	
Total	63	63	5	---	---	59	72	131



2018 **BIENNIAL**
2020 **REPORT**